

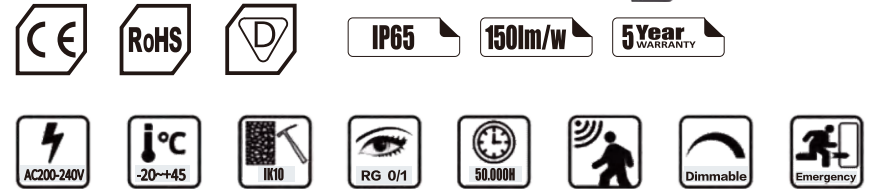

TUBU



LED Linear High Bay Light G2

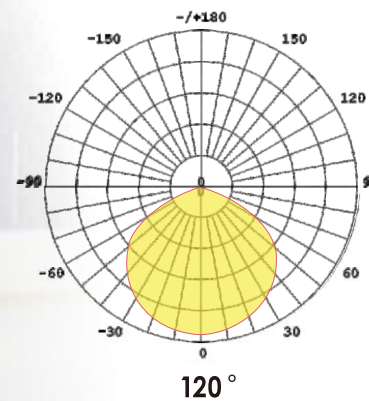
Features

- High Output LED's, up to 130~150lm/W
- High CRI > 80
- Brand driver, TUV UL CE certificate, PF>0.96, THD<12
- Flicker free
- Environmentally friendly, no mercury, No UV, No IR
- IP65, indoor use
- Energy Efficiency Grade: A+++
- Quick Start instant 100% luminous flux
- 5 Year Warranty on complete fixture. (LEDs, Driver & Housing)
- Certificate: CE, RoHS, SAA, C-Tick
- Optional: 1-10V, DALI Dimming, MW Sensor
- Surface Mount & Suspension Mount Optional



Applications

- Factories
- Warehouse
- Sports Halls
- Airport
- Workshops
- Exhibition Halls
- Bus station
- Supermarket
- Badminton court



LED Linear High Bay Light G2

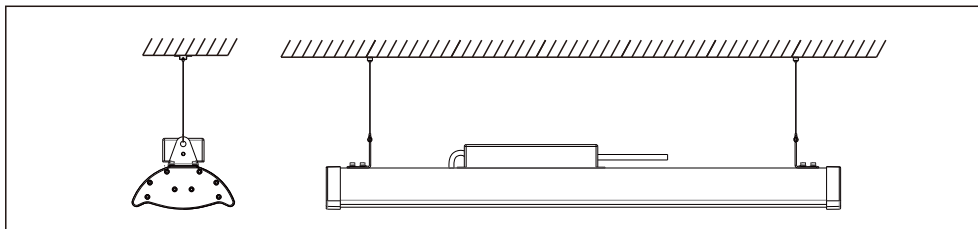
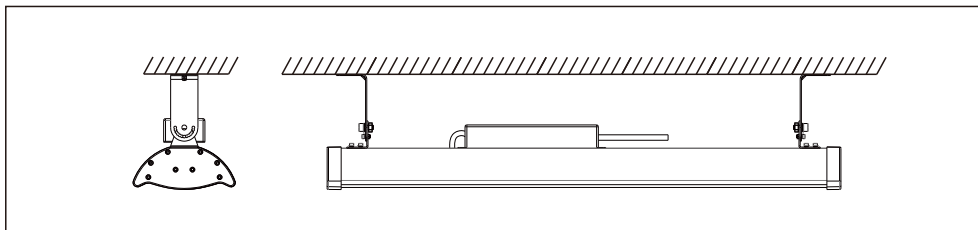
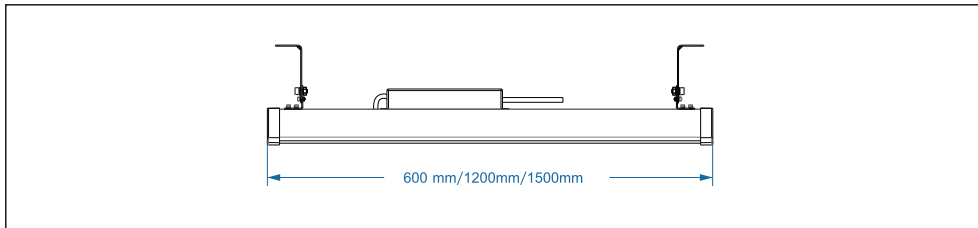
- Up to 150lm/W
- 80/W/ 200/W
- Sensor & Emergency Battery Backup Option

TUBU

80W/150W/200W



LED Linear High Bay Light G2



Specifications

Product Code	TB-HT080W-G2	TB-HT150W-G2	TB-HT200W-G2	
Power	80W	150W	200W	
Input Voltage	200-240VAC/ 100-277VAC (50/60Hz)			
PF	>0.9@220VAC			
Dimming (Optional)	0-10V/Dali Dimming			
CCT	3000K/4000K/5000K/6000K			
Ra > 80 5000K	Luminous Flux	14000Lm±5%	19500Lm±5%	26000Lm±5%
	Efficiency	130Lm/W±5%		
Ra > 80 5000K	Luminous Flux	12000Lm±5%	22500Lm±5%	30000Lm±5%
	Efficiency	150Lm/W±5%		

Light Type	SMD2835 / 3030		
Operation Temp	-20 C ~+45 C		
Storage Temp	-20 C ~+60 C		
Life Span	Ta 45 C L70>54000Hours		
IP Class	IP65		
IK Class	IK10		
Certificate	CE, RoHs, SAA		
Lamp Body Color	Housing: Aluminum Color: Silver Lens: PC		
Product Size (mm)	600*175*75mm	1200*175*75mm	1500*175*75mm
Packing Size (mm)	650*250*220mm	1250*250*220mm	1550*250*220mm
Quantity/carton	2pcs	2pcs	2pcs
Gross weight (kg)	9kg	16kg	18kg
Installation mode	Surface Mount, Suspension Mount		