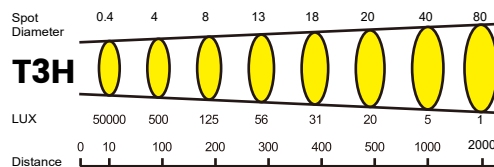
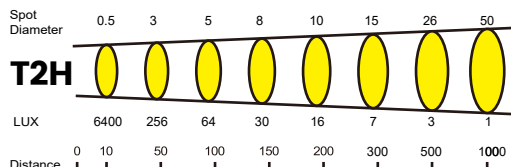
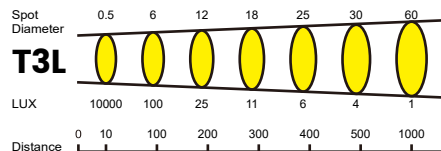
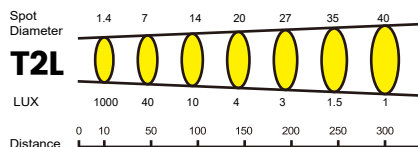


TUBU

Manual LED marine searchlight


Features

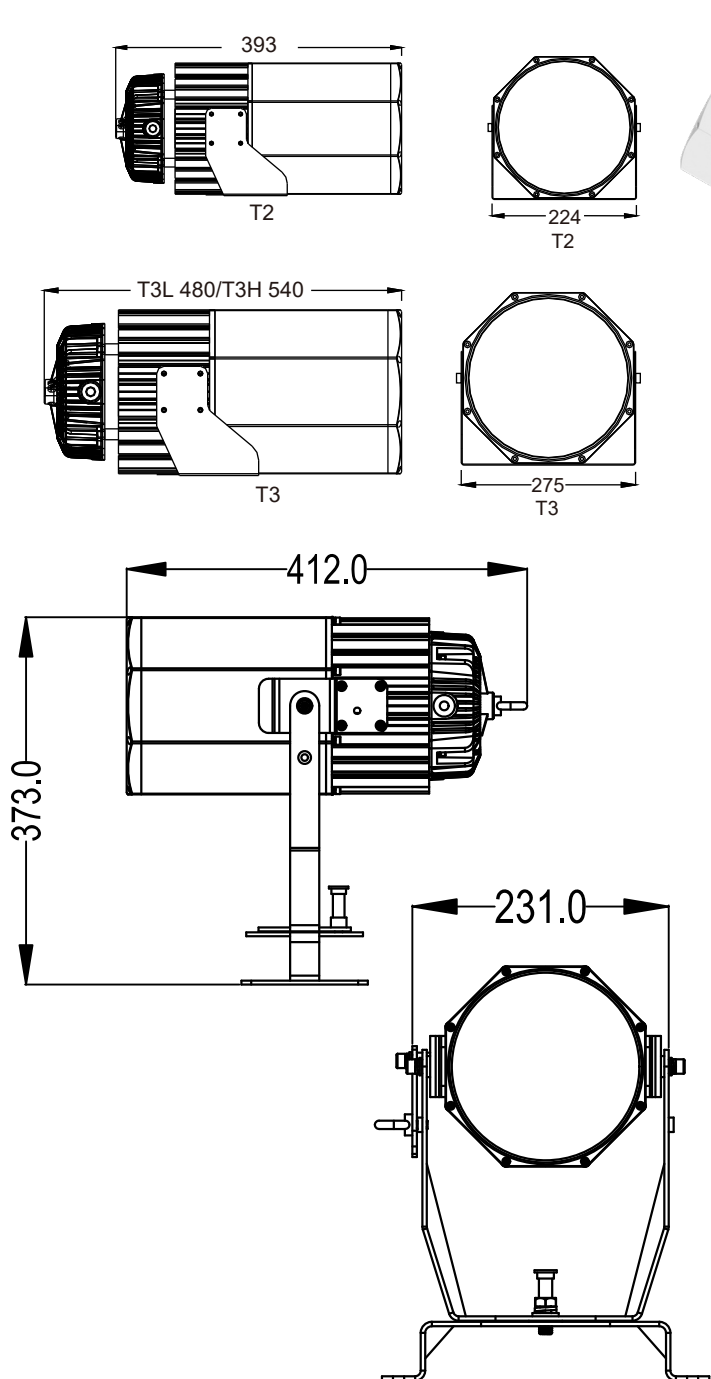
- Protection class: IP66
- Irradiation distance: T2L $\geq 300\text{M}$ (1LUX) ,T2H $\geq 1000\text{M}$ (1LUX)
T3L $\geq 1000\text{M}$ (1LUX) ,T3H $\geq 2000\text{M}$ (1LUX)
- Beam angle: 8° / 4° , 3.5° / 2.5°
- Slip-rings provide continuous 360° horizontal rotation with no stop points
- Auto-return to home position
- Auto-scan with user programmability
- Advanced proportional-speed control
- Approved for temperatures down to -40°C and up to +55°C
- Materials: marine grade aluminum and stainless steel with salt-resistant powder coat finish
- Lower power consumption: LED's consume 75% or more less power than Halogen lamps
- Longer life: LED's last tens-of-thousands of hours compared to approximately 1000 to 2000 hours depending upon the Halogen lamp. This reduces lamp replacement costs, increases reliability



Applications

- National defense
- Marine
- Military
- Water conservation
- Expedition and oil field
- Wharf
- Large surface warship
- Maritime search and rescue





Specifications

Model	TBSL-T2L/H-160E-C	TBSL-T3L/H-240E-C
Light Information	Light Source	LED
	Power Consumption	160W
	Color Temperature	6500K
	Input Voltage	AC 220V-240V 50/60Hz / DC12V
	Working Temperature	-40 °C ~ +55°C
	IP Rating	IP66
	Lifespan	>50,000 hours
	Beam Angle	8° / 3°
	Beam Distance	≥300m (1LUX) / ≥800m (1LUX) ≥1000m (1LUX) / ≥2000m (1LUX)
	Housing Material	1070 Pure aluminum cold forging, with salt-resistant, scratch-resistant white powder coat finish
	Packing Size (mm)	600*500*400mm 700*500*500mm
	Weight	12Kg 23Kg
	Adjustable Angle	Horizontal: 0~360°, Vertical: +30° ~ -30°