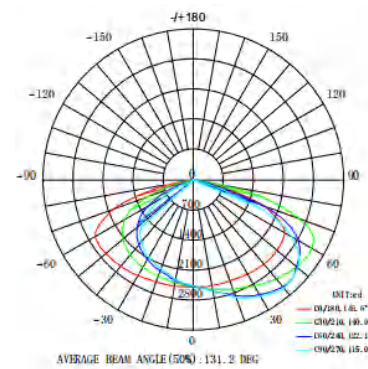
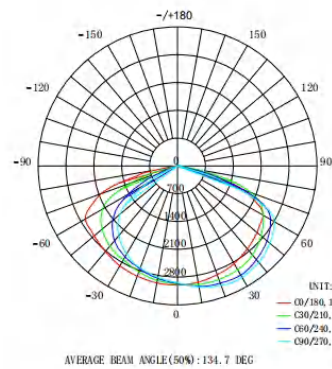
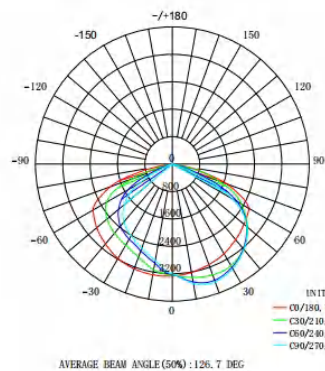


Features


- Patent private mold, integrated die-casting aluminium
- High light efficiency, 130Lm/W / 150Lm/W / 170Lm/W available
- Professional PC anti-glare lens: lens angle 60° / 90° / 120° / T2M / T3M / T4M
- 0-10V dimming, time control, light sensing, internet of things control and other functions are optional
- Flat honeycomb design, good heat dissipation
- Horizontal locator for easy installation
- The protection level reaches IP66
- Tempered glass panel, fixed without glue



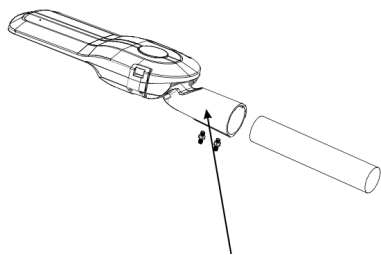
Applications

- Main road
- High way
- Flyover
- City street
- Residential district
- Industrial
- Overpass
- Sidewalk
- Square
- School
- Park



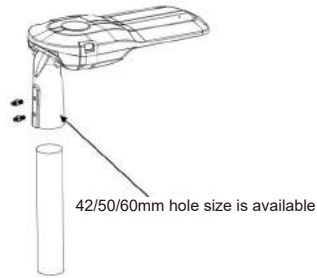


Installation hole size: 60mm



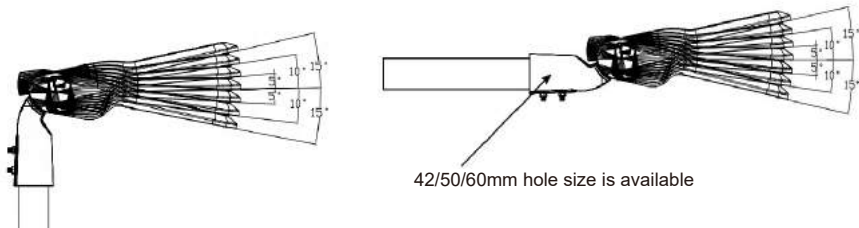
42/50/60mm hole size is available

Installation hole size: 60mm



42/50/60mm hole size is available

Installation hole size: 60mm



42/50/60mm hole size is available

Specifications

Product Code	RL-S7-25W	RL-S7-50W	RL-S7-60W	RL-S7-80W	RL-S7-100W	RL-S7-120W
Power	25W	50W	60W	80W	100W	120W
LED Type	Lumileds 5050					
Voltage	AC100V-240V (50/60Hz)					
LED Quantity	48pcs	48pcs	48pcs	72pcs	72pcs	72pcs
Luminous Flux	4500Lm	8700Lm	10200Lm	14000Lm	17500Lm	20400Lm
Warm White	3000-4000K					
Neutral White	4000-5000K					
Cool White	5000-6000K					
Beam Angle	60° / 90° / 120° / T2M / T3M / T4M					
CRI	Ra>70					
Driver Efficiency	>88%					
Luminous Efficiency	170-180Lm/W					
PF	>0.95					
THD	≤15%					
IP Rank	IP66					
Lamp Size (mm)	568*200*109	568*200*109	568*200*109	613*240*109	613*240*109	613*240*109
Net Weight	4kg	4kg	4kg	4.92kg	4.92kg	4.92kg
Certificate	CE, CB, RoHS					

Product Code	RL-S7-150W	RL-S7-180W	RL-S7-200W	RL-S7-250W	RL-S7-300W
Power	150W	180W	200W	250W	300W
LED Type	Lumileds 5050				
Voltage	AC100V-240V (50/60Hz)				
LED Quantity	96pcs	96pcs	128pcs	128pcs	192pcs
Luminous Flux	26250Lm	30600Lm	35000Lm	42000Lm	51000Lm
Warm White	3000-4000K				
Neutral White	4000-5000K				
Cool White	5000-6000K				
Beam Angle	60° / 90° / 120° / T2M / T3M / T4M				
CRI	Ra>70				
Driver Efficiency	>88%				
Luminous Efficiency	170-180Lm/W				
PF	>0.95				
THD	≤15%				
IP Rank	IP66				
Lamp Size (mm)	683*260*130	683*260*130	693*300*130	693*300*130	793*300*130
Net Weight	5.86KG	5.86KG	6.47KG	6.47KG	7.7KG
Certificate	CE, CB, RoHS				